



# ADAC TCR Germany

## Result List Qualifying 1 Group A



Provisional

Motorsportarena Oschersleben, Length: 3696m

Air temperature: 10.96°C

Track temperature: 13.4°C

Weather condition: Dry

**DMSB** Reg. Nr.: 121/17

Saturday, April 29, 2017 9:45:00

started : 20      classified : 20      not classified : 0

Nr.	Drivers	Team	Lap	Best Time	Gap	Diff	Kph	Day Time
Cl.	Car	Competitor						
1	94 <b>K.Richard(CHE)</b> Honda Civic TCR	<b>Target Competition UK-SUI(GBR)</b> Target srl.	6	<b>1:34.185</b>			141.2	9:58:10
2	18 <b>S.van der Linde(ZAF)</b> Audi RS 3 LMS	<b>AC 1927 Mayen e.V. im ADAC</b> AC 1927 Mayen e.V. im ADAC	5	<b>1:34.385</b>	0.200	0.200	140.9	10:01:04
3	19 <b>M.Hofer(AUT)</b> Audi RS 3 LMS	<b>AC 1927 Mayen e.V. im ADAC</b> AC 1927 Mayen e.V. im ADAC	5	<b>1:34.463</b>	0.278	0.078	140.8	9:58:14
4	44 <b>S.Kaibach(AUT)</b> Audi RS 3 LMS	<b>Aust Motorsport(DEU)</b> Aust Motorsport GmbH	6	<b>1:34.534</b>	0.349	0.071	140.7	10:00:50
5	28 <b>P.Eberle(CHE)</b> SEAT Leon TCR	<b>Steibel Motorsport(CZE)</b> Pascal Eberle	5	<b>1:34.895</b>	0.710	0.361	140.2	9:58:45
6	11 <b>J.Schmarl(AUT)</b> Honda Civic TCR	<b>Target Competition AUT-POR</b> Target srl.	5	<b>1:35.134</b>	0.949	0.239	139.8	9:57:04
7	14 <b>N.Langeveld(NLD)</b> Audi RS 3 LMS	<b>Racing One</b> Racing One GmbH	5	<b>1:35.160</b>	0.975	0.026	139.8	9:56:52
8	24 <b>R.Brezina(DEU)</b> Audi RS 3 LMS	<b>Aust Motorsport(DEU)</b> Aust Motorsport GmbH	5	<b>1:35.197</b>	1.012	0.037	139.7	9:59:05
9	71 <b>J.Pajuranta(FIN)</b> VW Golf GTI TCR	<b>Positione Motorsport</b> Positione Motorsport	6	<b>1:35.301</b>	1.116	0.104	139.6	9:56:25
10	88 <b>M.Oestreich(DEU)</b> Honda Civic TCR	<b>Honda Team ADAC Sachsen</b> ADAC Sachsen e.V.	5	<b>1:35.335</b>	1.150	0.034	139.5	9:57:01
11	12 <b>S.Larsson(SWE)</b> Audi RS 3 LMS	<b>Target Competition SWE POL</b> Target srl.	8	<b>1:35.368</b>	1.183	0.033	139.5	10:02:35
12	38 <b>J.Wolfe(USA)</b> VW Golf GTI TCR	<b>TEAM ENGSTLER USA</b> LIQUI MOLY Team Engstler	11	<b>1:35.399</b>	1.214	0.031	139.4	10:05:31
13	54 <b>S.Reicher(AUT)</b> Audi RS 3 LMS	<b>Certainty Racing Team(NLD)</b> Certainty Racing Team	8	<b>1:35.545</b>	1.360	0.146	139.2	10:02:33
14	23 <b>S.Steibel(DEU)</b> VW Golf GTI TCR	<b>Steibel Motorsport(CZE)</b> Steibel Motorsport	10	<b>1:35.693</b>	1.508	0.148	139.0	10:05:12
15	40 <b>D.Koster(NLD)</b> Audi RS 3 LMS	<b>Certainty Racing Team(NLD)</b> Dillon Koster	7	<b>1:36.010</b>	1.825	0.317	138.5	10:01:49
16	66 <b>R.Jost(CHE)</b> SEAT Leon TCR	<b>TOPCAR Sport</b> TOPCAR Sport	9	<b>1:36.088</b>	1.903	0.078	138.4	10:02:37
17	78 <b>F.Danz(CHE)</b> SEAT Leon TCR	<b>Schlaeppli Race-Tec(CHE)</b> Schlaeppli Race-Tec	7	<b>1:36.521</b>	2.336	0.433	137.8	10:05:19
18	35 <b>R.Rhyn(CHE)</b> SEAT Leon TCR	<b>TOPCAR Sport</b> TOPCAR Sport	11	<b>1:37.071</b>	2.886	0.550	137.0	10:06:36
19	4 <b>R.Poulsen(DNK)</b> VW Golf GTI TCR	<b>TEAM ENGSTLER DÄNEMARK</b> LIQUI MOLY Team Engstler	9	<b>1:37.362</b>	3.177	0.291	136.6	10:05:39
20	83 <b>M.Niedertscheider(AUT)</b> SEAT Leon TCR	<b>Niedertscheider Motorsport(AUT)</b> Niedertscheider Motorsport	5	<b>1:38.138</b>	3.953	0.776	135.5	9:57:29

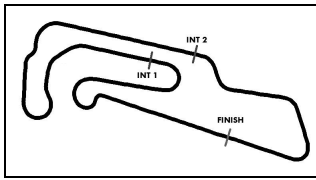
Classification limit: 110%      Time: 1:43.603

Following race director decision no. 13 cancellation of the fastest lap time for car no. 78

Following race director cancellation of the relevant lap time for car no. 4, 14, 18, 11, 88

**Subject to final scrutineering!**

Publication time:	Clerk of the Course: Ralph Bohnhorst	Timekeeper:
-------------------	--------------------------------------	-------------



# ADAC TCR Germany

## Top speed list Qualifying 1 Group A



Provisional

Motorsportarena Oschersleben, Length: 3696m

Air temperature: 10.96°C

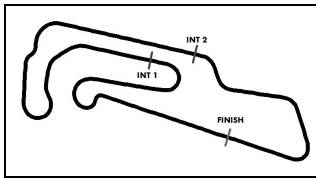
Track temperature: 13.4°C

Weather condition: Dry

**DMSB** Reg. Nr.: 121/17

Saturday, April 29, 2017 9:45:00

#	Name (NAT)	Team	Car name	Speed	Lap	Race time
88	Moritz Oestreich (DEU)	Honda Team ADAC Sachsen	Honda Civic TCR	214.71	9	17:06.651
38	Jason Wolfe (USA)	TEAM ENGSTLER USA	VW Golf GTI TCR	214.28	7	10:35.379
24	Robin Brezina (DEU)	Aust Motorsport (DEU)	Audi RS 3 LMS	213.01	4	10:59.703
14	Niels Langeveld (NLD)	Racing One	Audi RS 3 LMS	212.59	4	8:46.688
19	Max Hofer (AUT)	AC 1927 Mayen e.V. im ADAC	Audi RS 3 LMS	212.59	5	11:44.964
12	Simon Larsson (SWE)	Target Competition SWE POL	Audi RS 3 LMS	212.18	5	11:04.213
66	Ronny Jost (CHE)	TOPCAR Sport	SEAT Leon TCR	212.18	9	16:06.287
94	Kris Richard (CHE)	Target Competition UK-SUI (GBR)	Honda Civic TCR	211.76	5	10:05.892
40	Dillon Koster (NLD)	Certainty Racing Team (NLD)	Audi RS 3 LMS	211.76	4	10:28.112
28	Pascal Eberle (CHE)	Steibel Motorsport (CZE)	SEAT Leon TCR	211.76	7	15:25.059
71	Juuso-Matti Pajuranta (FIN)	Positione Motorsport	VW Golf GTI TCR	211.35	6	9:54.703
78	Fabian Danz (CHE)	Schlaeppli Race-Tec (CHE)	SEAT Leon TCR	211.35	4	10:39.578
83	Martin Niedertscheider (AUT)	Niedertscheider Motorsport (AUT)	SEAT Leon TCR	211.35	8	16:01.296
18	Sheldon van der Linde (ZAF)	AC 1927 Mayen e.V. im ADAC	Audi RS 3 LMS	211.35	6	16:09.419
44	Sandro Kaibach (AUT)	Aust Motorsport (DEU)	Audi RS 3 LMS	211.35	9	19:10.844
11	Jürgen Schmarl (AUT)	Target Competition AUT-POR	Honda Civic TCR	210.93	5	10:34.063
4	Roland Poulsen (DNK)	TEAM ENGSTLER DÄNEMARK	VW Golf GTI TCR	210.11	5	9:29.142
54	Simon Reicher (AUT)	Certainty Racing Team (NLD)	Audi RS 3 LMS	209.70	8	16:02.416
23	Sebastian Steibel (DEU)	Steibel Motorsport (CZE)	VW Golf GTI TCR	208.09	5	8:17.242
35	Rudolf Rhyn (CHE)	TOPCAR Sport	SEAT Leon TCR	208.09	7	11:01.954



# ADAC TCR Germany

## Result List Qualifying 1 Group B



Provisional

**DMSB** Reg. Nr.: 121/17

Saturday, April 29, 2017 10:10:00

Motorsportarena Oschersleben, Length: 3696m

Air temperature: 10.98°C

Track temperature: 13.07°C

Weather condition: Dry

started : 21      classified : 21      not classified : 0

Nr.	Drivers	Team	Lap	Best Time	Gap	Diff	Kph	Day Time
Cl.	Car	Competitor						
1	41 <b>S.Kirsch(DEU)</b> Honda Civic TCR	Honda Team ADAC Sachsen ADAC Sachsen e.V.	5	1:34.470			140.8	10:21:39
2	1 <b>J.Files(GBR)</b> Honda Civic TCR	Target Competition UK-SUI(GBR) Target srl.	5	1:34.782	0.312	0.312	140.3	10:20:20
3	27 <b>J.Rodrigues(PRT)</b> Honda Civic TCR	Target Competition AUT-POR Target srl.	6	1:34.789	0.319	0.007	140.3	10:22:53
4	99 <b>T.Zimmermann(DEU)</b> Audi RS 3 LMS	Target Competition GER Target srl.	5	1:34.835	0.365	0.046	140.3	10:22:41
5	39 <b>F.Thoma(CHE)</b> VW Golf GTI TCR	JUNIOR TEAM ENGSTLER(DEU) LIQUI MOLY Team Engstler	9	1:34.864	0.394	0.029	140.2	10:31:32
6	98 <b>T.Lautenschlager(DEU)</b> Audi RS 3 LMS	Target Competition GER Target srl.	6	1:34.920	0.450	0.056	140.1	10:24:18
7	10 <b>A.Buri(FIN)</b> Audi RS 3 LMS	LMS Racing(FIN) LMS Racing	6	1:34.938	0.468	0.018	140.1	10:23:25
8	22 <b>H.Proczyk(AUT)</b> SEAT Leon TCR	HP Racing HP Racing	6	1:35.086	0.616	0.148	139.9	10:23:59
9	64 <b>S.Markert(DEU)</b> Audi RS 3 LMS	GermanFLAVOURS Racing ADAC Berlin-Brandenburg e.V.	5	1:35.305	0.835	0.219	139.6	10:19:41
10	36 <b>D.Calcum(DEU)</b> Opel Astra TCR	Lubner Motorsport(DEU) Lubner Motorsport	10	1:35.592	1.122	0.287	139.1	10:31:49
11	2 <b>A.Morgan(GBR)</b> SEAT Leon TCR	Wolf-Power Racing 2 Wolf-Power Racing	7	1:35.674	1.204	0.082	139.0	10:22:32
12	82 <b>T.Kramwinkel(DEU)</b> Audi RS 3 LMS	GermanFLAVOURS Racing GermanFLAVOURS Racing	6	1:35.711	1.241	0.037	139.0	10:23:53
13	7 <b>M.Halder(DEU)</b> SEAT Leon TCR	Wolf-Power Racing 2 Wolf-Power Racing	9	1:35.987	1.517	0.276	138.6	10:32:32
14	8 <b>L.Engstler(DEU)</b> R VW Golf GTI TCR	JUNIOR TEAM ENGSTLER(DEU) LIQUI MOLY Team Engstler	4	1:36.221	1.751	0.234	138.2	10:17:16
15	13 <b>K.Jordan(DEU)</b> VW Golf GTI TCR	Racing One Racing One GmbH	4	1:36.282	1.812	0.061	138.1	10:17:18
16	84 <b>M.Sandberg(NLD)</b> Audi RS 3 LMS	Racing One 2 Racing One GmbH	6	1:36.820	2.350	0.538	137.4	10:23:10
17	17 <b>J.Preisig(CHE)</b> Opel Astra TCR	Lubner Motorsport(DEU) Lubner Motorsport	7	1:36.872	2.402	0.052	137.3	10:23:12
18	5 <b>K.Poulsen(DNK)</b> VW Golf GTI TCR	TEAM ENGSTLER DÄNEMARK LIQUI MOLY Team Engstler	9	1:37.125	2.655	0.253	136.9	10:31:37
19	3 <b>G.Rdest(POL)</b> Audi RS 3 LMS	Target Competition SWE POL Target srl.	5	1:37.285	2.815	0.160	136.7	10:23:44
20	9 <b>S.Goede(DEU)</b> VW Golf GTI TCR	TEAM ENGSTLER USA LIQUI MOLY Team Engstler	9	1:37.524	3.054	0.239	136.4	10:31:38
21	20 <b>N.Kankkunen(FIN)</b> Audi RS 3 LMS	LMS Racing(FIN) LMS Racing	7	1:39.697	5.227	2.173	133.4	10:31:47

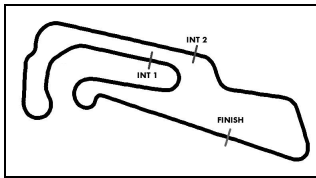
Classification limit: 110%      Time: 1:43.917

Following race director decision no. 12 cancellation of the fastest lap time for car no. 1

Following race director cancellation of the relevant lap time for car no. 1, 7

**Subject to final scrutineering!**

Publication time:	Clerk of the Course: Ralph Bohnhorst	Timekeeper:
-------------------	--------------------------------------	-------------



# ADAC TCR Germany

## Class Result List Qualifying 1 Group B



Provisional

Motorsportarena Oschersleben, Length: 3696m  
 Air temperature: 10.98°C  
 Track temperature: 13.07°C  
 Weather condition: Dry

**DMSB** Reg. Nr.: 121/17

Saturday, April 29, 2017 10:10:00

**started : 21      classified : 21      not classified : 0**

Nr.	Drivers	Team	Lap	Best Time	Gap	Diff	Kph	Day Time
Car	Competitor							

**CLASS: Rookie**

**Started: 1      Classified: 1      Not Classified: 0**

1	8 L.Engstler(DEU)	JUNIOR TEAM ENGSTLER(DEU)	4	1:36.221			138.2	10:17:16
	VW Golf GTI TCR	LIQUI MOLY Team Engstler						

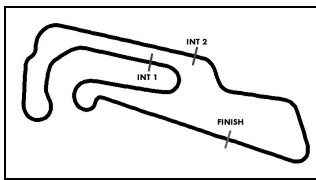
**Classification limit: 110%      Time: 1:45.843**

Following race director decision no. 12 cancellation of the fastest lap time for car no. 1

Following race director cancellation of the relevant lap time for car no. 1, 7

**Subject to final scrutineering!**

Publication time:	Clerk of the Course: Ralph Bohnhorst	Timekeeper:
-------------------	--------------------------------------	-------------



# ADAC TCR Germany

## Sector List Qualifying 1 Group B



Provisional

Motorsportarena Oschersleben, Length: 3696m

Air temperature: 10.98°C

Track temperature: 13.07°C

Weather condition: Dry

**DMSB** Reg. Nr.: 121/17

Saturday, April 29, 2017 10:10:00

Lap	Time	SE1	SP1	SE2	SP2	SE3	SP3	TSP	Lap	Time	SE1	SP1	SE2	SP2	SE3	SP3	TSP
<b>1 Files, GBR</b>									<b>theoretical besttime: 1:34.502</b>								
1	1:59.211	51.902	157	37.794	193	29.515	172		6	1:34.693	36.034	172	32.111	202	26.548	177	210
2	1:40.900	38.198	167	34.738	196	27.964	176	200	6	1:40.847	37.699	145	35.024	191	28.124	178	210
3	1:41.369	37.960	159	35.623	157	27.786	177	210	7	1:59.030	36.031	172	35.051	142	47.948	57	209
4	1:34.944	35.989	172	32.483	202	26.472	177	209	8	4:08.586	3:08.696	169	32.759	204	27.131	177	
4	1:48.339	<b>35.801</b>	171	36.475	156	36.063	176	208	9	1:42.838	36.243	174	36.121	74	30.474	179	209
5	<b>1:34.782</b>	35.968	172	32.295	203	<b>26.519</b>	<b>178</b>	210	9	1:54.971	36.082	173	<b>32.182</b>	<b>201</b>	46.707	51	<b>211</b>

<b>2 Morgan, GBR</b>									<b>theoretical besttime: 1:35.276</b>								
1	2:31.096	1:13.433	136	45.007	153	32.656	164		7	<b>1:35.674</b>	36.497	170	<b>32.289</b>	<b>201</b>	26.888	173	209
2	1:48.667	42.285	160	36.955	189	29.427	173	180	8	1:35.998	36.472	169	32.417	202	27.109	173	210
3	1:37.485	37.315	168	32.861	200	27.309	174	209	9	2:17.164	43.220	132	39.137	192	54.807	37	185
4	1:35.798	<b>36.277</b>	<b>170</b>	32.652	201	26.869	174	<b>210</b>	10	4:31.458	3:21.127	139	41.844	165	28.487	173	
5	1:47.476	37.667	112	41.789	175	28.020	173	208	11	1:36.242	36.884	169	32.648	201	<b>26.710</b>	<b>175</b>	208
6	1:35.917	36.548	169	32.494	201	26.875	173	209	12	3:06.264	47.429	81	1:07.507	96	1:11.328	36	210

<b>3 Rdest, POL</b>									<b>theoretical besttime: 1:37.207</b>								
1	2:12.255	59.713	139	40.779	160	31.763	154		6	2:08.323	37.289	166	38.260	153	52.774	49	210
2	2:09.703	40.610	157	37.158	182	51.935	50	182	7	4:05.996	2:58.055	152	36.655	187	31.286	171	
3	6:05.524	5:01.341	160	35.374	198	28.809	171		8	1:43.618	41.019	168	34.495	201	28.104	175	210
4	1:38.999	37.552	168	33.661	<b>202</b>	27.786	173	208	9	2:11.720	<b>36.836</b>	<b>169</b>	<b>33.051</b>	<b>193</b>	1:01.833	33	<b>212</b>
5	<b>1:37.285</b>	36.859	168	33.106	202	<b>27.320</b>	174	210									

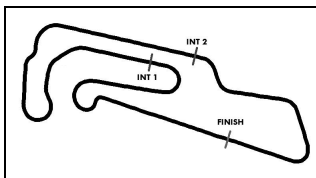
<b>5 Poulsen, DNK</b>									<b>theoretical besttime: 1:36.325</b>								
1	2:22.066	1:09.630	135	41.351	172	31.085	168		6	1:56.058	37.240	168	33.108	199	45.710	59	209
2	1:48.060	39.889	165	37.537	130	30.634	171	205	7	5:06.580	3:21.861	131	49.380	110	55.339	51	
3	1:40.760	38.346	166	34.155	200	28.259	172	206	8	3:49.515	2:47.085	166	34.313	200	28.117	175	
4	1:38.416	37.366	168	33.478	<b>202</b>	27.572	173	208	9	<b>1:37.125</b>	37.053	169	33.025	201	<b>27.047</b>	<b>173</b>	210
5	1:37.766	37.310	167	33.083	200	27.373	173	208	10	2:06.650	<b>36.728</b>	<b>169</b>	<b>32.550</b>	<b>202</b>	57.372	35	<b>210</b>

<b>7 Halder, DEU</b>									<b>theoretical besttime: 1:35.104</b>								
1	3:11.468	1:55.258	91	45.417	153	30.793	168		7	1:34.944	36.318	174	32.046	203	26.577	175	210
2	1:53.518	40.669	157	38.341	141	34.508	173	180	7	2:00.908	<b>36.255</b>	<b>170</b>	32.793	177	51.860	57	209
3	1:36.256	36.954	170	32.412	203	26.890	<b>175</b>	209	8	5:32.545	4:28.667	141	35.779	193	28.099	174	
4	1:38.031	36.445	<b>171</b>	32.133	202	29.453	174	<b>211</b>	9	<b>1:35.987</b>	36.885	168	32.302	202	<b>26.800</b>	<b>175</b>	210
5	1:41.256	36.337	170	<b>32.049</b>	<b>203</b>	32.870	163	210	10	3:05.249	47.714	84	1:07.777	89	1:09.758	37	210
6	1:46.736	42.681	141	35.650	174	28.405	174	176									

<b>8 Engstler, DEU</b>									<b>theoretical besttime: 1:35.193</b>								
1	2:17.409	1:05.301	134	41.752	148	30.356	157		7	3:21.644	2:07.992	162	41.902	160	31.750	166	
2	1:44.985	40.407	164	35.774	178	28.804	173	180	8	2:22.483	42.786	115	41.585	133	58.112	37	199
3	1:37.385	37.122	168	33.464	193	26.799	173	208	9	3:22.445	2:21.389	161	33.056	194	28.000	174	
4	<b>1:36.221</b>	36.472	169	33.056	199	<b>26.693</b>	173	208	10	1:36.649	36.537	168	33.357	199	26.755	175	208
5	1:39.976	37.339	161	35.081	201	27.556	171	208	11	2:06.712	<b>36.337</b>	<b>171</b>	<b>32.163</b>	<b>201</b>	58.212	30	<b>210</b>
6	1:53.301	36.638	170	32.381	<b>202</b>	44.282	59	207									

<b>9 Goede, DEU</b>									<b>theoretical besttime: 1:36.820</b>								
1	2:46.748	1:28.989	111	43.653	160	34.106	161		6	1:37.977	37.262	165	33.174	201	27.541	173	208
2	2:11.741	42.335	153	39.108	177	50.298	51	171	7	2:02.906	36.819	169	36.305	167	49.782	54	209
3	3:42.036	2:36.669	158	35.924	191	29.443	172		8	4:16.891	3:14.584	165	33.998	201	28.309	175	
4	1:41.973	39.076	168	34.839	200	28.058	172	207	9	<b>1:37.524</b>	37.475	169	<b>32.831</b>	<b>202</b>	<b>27.218</b>	<b>174</b>	210
5	1:39.488	37.628	168	33.338	200	28.522	174	207	10	2:08.263	<b>36.771</b>	<b>170</b>	32.895	181	58.597	36	<b>211</b>

<b>10 Buri, FIN</b>									<b>theoretical besttime: 1:34.774</b>								
1	2:23.094	1:13.910	161	38.759	168	30.425	172		6	<b>1:34.938</b>	36.065	168	32.186	202	<b>26.687</b>	<b>175</b>	211
2	2:06.969	40.984	166	37.489	162	48.496	42	155	7	2:02.084	<b>36.001</b>	<b>168</b>	37.046	128	49.037	58	213
3	4:08.738	3:04.605	164	35.412	159	28.721	174		8	4:44.885	3:39.706	166	35.395	188	29.784	174	
4	1:35.873	36.543	<b>170</b>	32.479	201	26.851	175	210	9	1:40.856	36.180	169	<b>32.086</b>	<b>203</b>	32.590	174	213
5	1:35.569	36.350	170	32.342	202	26.877	173	211	10	2:16.689	36.226	169	42.771	128	57.692	40	<b>214</b>



# ADAC TCR Germany

## Sector List Qualifying 1 Group B



Provisional

Motorsportarena Oschersleben, Length: 3696m

Air temperature: 10.98°C

Track temperature: 13.07°C

Weather condition: Dry

**DMSB** Reg. Nr.: 121/17

Saturday, April 29, 2017 10:10:00

Lap	Time	SE1	SP1	SE2	SP2	SE3	SP3	TSP	Lap	Time	SE1	SP1	SE2	SP2	SE3	SP3	TSP
-----	------	-----	-----	-----	-----	-----	-----	-----	-----	------	-----	-----	-----	-----	-----	-----	-----

### 13 Jordan, DEU

**theoretical besttime: 1:35.126**

1	2:19.873	1:11.893	157	38.228	184	29.752	169		7	3:21.463	2:10.170	130	40.208	167	31.085	166	
2	1:43.713	39.135	163	35.330	164	29.248	174	193	8	2:22.466	42.657	129	42.049	142	57.760	37	203
3	1:37.973	36.989	167	33.771	202	27.213	174	209	9	3:31.171	2:25.978	160	33.670	201	31.523	175	
4	<b>1:36.282</b>	36.483	169	32.886	<b>203</b>	<b>26.913</b>	175	209	10	1:37.067	36.473	170	33.213	197	27.381	176	210
5	1:36.336	36.803	168	32.532	202	27.001	173	210	11	2:09.813	<b>36.014</b>	<b>170</b>	<b>32.199</b>	<b>186</b>	1:01.600	34	<b>212</b>
6	1:54.077	36.468	169	32.646	203	44.963	58	208									

### 17 Preisig, CHE

**theoretical besttime: 1:36.411**

1	2:49.092	1:26.798	105	47.026	122	35.268	134		7	<b>1:36.872</b>	36.659	173	33.080	206	<b>27.133</b>	<b>177</b>	213
2	2:05.831	47.710	105	45.492	115	32.629	171	137	8	2:03.808	<b>36.306</b>	<b>173</b>	<b>32.972</b>	<b>205</b>	54.530	38	214
3	1:43.878	39.489	171	35.625	202	28.764	176	184	9	5:07.657	3:54.758	114	41.181	121	31.718	177	
4	1:40.888	37.473	170	34.438	206	28.977	176	210	10	1:36.996	36.816	172	33.028	207	27.152	178	213
5	1:37.589	37.066	172	33.143	206	27.380	177	205	11	2:17.788	36.374	173	47.115	123	54.299	46	<b>216</b>
6	1:37.238	36.715	172	32.987	<b>207</b>	27.536	177	213									

### 20 Kankkunen, FIN

**theoretical besttime: 1:38.640**

1	2:34.350	1:20.056	116	42.709	155	31.585	172		5	4:07.466	2:34.251	149	42.456	135	50.759	46	
2	2:06.234	42.177	146	36.977	159	47.080	59	170	6	4:11.898	3:05.454	167	35.463	154	30.981	174	
3	4:56.984	3:52.998	155	35.580	201	<b>28.406</b>	174		7	<b>1:39.697</b>	37.212	171	<b>33.856</b>	<b>204</b>	28.629	175	213
4	2:10.389	49.029	166	36.309	195	45.051	57	213	8		<b>36.378</b>	<b>170</b>					<b>214</b>

### 22 Proczyk, AUT

**theoretical besttime: 1:34.622**

1	2:15.032	1:04.282	147	39.311	176	31.439	165		6	<b>1:35.086</b>	<b>35.978</b>	<b>167</b>	32.302	202	26.806	170	206
2	2:10.992	40.749	162	36.701	187	53.542	45	184	7	2:19.478	39.495	120	42.675	147	57.308	47	<b>207</b>
3	4:39.624	3:32.425	158	36.406	192	30.793	149		8	3:36.558	2:35.634	164	33.153	199	27.771	170	
4	1:42.789	40.357	163	34.543	194	27.889	170	193	9	1:35.222	36.244	167	32.267	200	26.711	171	204
5	1:35.369	36.372	167	32.414	200	<b>26.583</b>	170	205	10	2:04.188	36.085	166	<b>32.061</b>	<b>200</b>	56.042	32	207

### 27 Rodrigues, PRT

**theoretical besttime: 1:34.715**

1	2:06.334	54.577	144	40.671	182	31.086	169		6	<b>1:34.789</b>	36.102	171	<b>32.227</b>	<b>201</b>	<b>26.460</b>	<b>173</b>	207
2	2:04.078	38.457	170	35.240	197	50.381	54	204	7	2:16.948	40.578	134	38.362	159	58.008	42	184
3	3:52.177	2:49.729	167	34.430	200	28.018	<b>176</b>		8	4:57.033	3:48.542	133	38.005	163	30.486	170	
4	1:39.747	36.744	171	32.956	<b>203</b>	30.047	175	205	9	1:42.205	37.825	168	33.893	201	30.487	174	206
5	1:35.241	<b>36.028</b>	<b>171</b>	32.252	202	26.961	175	209	10	2:18.668	38.039	169	42.752	152	57.877	46	<b>215</b>

### 36 Calcum, DEU

**theoretical besttime: 1:35.448**

1	2:31.970	1:19.455	123	40.048	159	32.467	176		7	2:57.336	1:56.795	174	33.402	205	27.139	178	
2	1:49.379	41.771	170	37.609	185	29.999	178	173	8	2:17.747	38.035	138	42.858	111	56.854	43	214
3	1:37.005	36.960	173	32.946	206	27.099	180	216	9	3:50.175	2:41.704	169	37.543	88	30.928	180	
4	1:35.701	36.467	174	32.387	206	<b>26.847</b>	179	217	10	<b>1:35.592</b>	<b>36.356</b>	<b>173</b>	<b>32.245</b>	<b>207</b>	26.991	180	217
5	1:36.295	36.520	173	32.434	206	27.341	173	216	11		36.560	174					<b>217</b>
6	1:57.577	38.557	169	33.926	194	45.094	58	212									

### 39 Thoma, CHE

**theoretical besttime: 1:34.638**

1	2:18.045	1:05.812	137	42.282	142	29.951	152		6	4:59.754	3:54.929	163	36.223	190	28.602	164	
2	1:47.901	42.074	148	36.919	133	28.908	173	182	7	2:24.140	43.131	115	41.689	131	59.320	33	196
3	1:36.734	36.944	168	32.875	201	26.915	173	208	8	3:21.262	2:19.771	164	33.512	142	27.979	175	
4	1:35.775	36.579	169	32.558	200	26.638	<b>175</b>	209	9	<b>1:34.864</b>	36.123	169	32.210	201	<b>26.531</b>	<b>174</b>	209
5	1:53.067	36.595	<b>170</b>	32.650	<b>201</b>	43.822	59	<b>210</b>	10	2:05.053	<b>36.086</b>	<b>169</b>	<b>32.021</b>	<b>200</b>	56.946	30	209

### 41 Kirsch, DEU

**theoretical besttime: 1:34.449**

1	2:16.968	1:04.030	134	41.870	171	31.068	158		5	<b>1:34.470</b>	<b>35.841</b>	<b>172</b>	<b>32.007</b>	<b>205</b>	26.622	177	<b>213</b>
2	2:12.021	41.926	129	37.029	135	53.066	45	176	6	2:21.957	45.696	97	44.268	146	51.993	45	213
3	4:00.128	2:56.324	164	36.015	201	27.789	176		7	11:30.328	9:09.324	82	1:14.757	78	1:06.247	41	
4	1:35.029	36.276	<b>173</b>	32.152	204	<b>26.601</b>	<b>178</b>	211									





# ADAC TCR Germany

## Sector List Qualifying 1 Group B



Provisional

Motorsportarena Oschersleben, Length: 3696m

Air temperature: 10.98°C

Track temperature: 13.07°C

Weather condition: Dry

**DMSB** Reg. Nr.: 121/17

Saturday, April 29, 2017 10:10:00

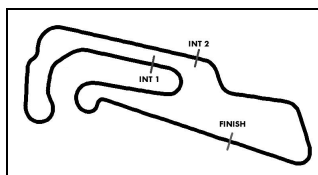
Lap	Time	SE1	SP1	SE2	SP2	SE3	SP3	TSP	Lap	Time	SE1	SP1	SE2	SP2	SE3	SP3	TSP
<b>64</b>	Markert, DEU								<b>theoretical besttime: 1:35.305</b>								
1	2:55.040	1:28.620	94	49.552	107	36.868	131		6	1:55.842	38.243	138	33.213	200	44.386	59	212
2	1:57.440	48.100	105	40.104	185	29.236	172	156	7	4:43.522	3:04.432	112	43.439	127	55.651	44	
3	1:36.801	36.923	168	32.851	201	27.027	173	209	8	4:02.124	2:59.827	163	33.192	199	29.105	173	
4	1:36.074	36.901	168	32.228	202	26.945	172	210	9	1:36.291	36.649	168	32.725	201	26.917	174	210
5	<b>1:35.305</b>	<b>36.288</b>	<b>170</b>	<b>32.132</b>	<b>204</b>	<b>26.885</b>	173	210	10	2:16.219	36.627	168	46.173	112	53.419	44	<b>212</b>

<b>82</b>	Kramwinkel, DEU								<b>theoretical besttime: 1:35.396</b>								
1	2:44.836	1:26.596	148	43.511	113	34.729	127		6	<b>1:35.711</b>	<b>36.251</b>	<b>170</b>	32.400	203	27.060	174	210
2	2:11.460	42.198	151	40.244	171	49.018	55	165	7	2:19.605	36.501	158	46.109	109	56.995	48	210
3	4:08.633	3:05.016	164	34.801	174	28.816	173		8	3:57.778	2:53.571	166	34.314	183	29.893	172	
4	1:35.915	36.739	170	<b>32.284</b>	201	26.892	<b>174</b>	209	9	1:38.096	37.486	170	32.531	202	28.079	174	192
5	1:35.857	36.424	169	32.572	<b>203</b>	<b>26.861</b>	173	210	10		36.615	169					<b>213</b>

<b>84</b>	Sandberg, NLD								<b>theoretical besttime: 1:36.450</b>								
1	2:40.095	1:18.040	112	47.299	134	34.756	134		5	1:37.472	36.888	170	33.108	203	27.476	173	209
2	2:15.426	46.306	136	40.617	190	48.503	57	152	6	<b>1:36.820</b>	36.794	171	<b>32.856</b>	<b>203</b>	<b>27.170</b>	<b>173</b>	<b>208</b>
3	3:20.048	2:12.615	162	37.962	199	29.471	173		7		<b>36.424</b>	<b>170</b>					<b>210</b>
4	1:39.565	37.622	168	33.810	201	28.133	172	210									

<b>98</b>	Lautenschlager, DEU								<b>theoretical besttime: 1:34.817</b>								
1	2:13.072	1:01.074	118	40.368	160	31.630	151		6	<b>1:34.920</b>	<b>36.068</b>	<b>169</b>	32.180	203	26.672	175	211
2	2:09.877	40.698	160	36.960	192	52.219	55	179	7	2:24.173	40.374	128	40.757	147	1:03.042	28	186
3	5:07.531	4:05.268	166	33.653	195	28.610	174		8	3:34.382	2:25.392	109	40.080	157	28.910	173	
4	1:37.132	37.456	169	32.613	202	27.063	175	197	9	1:35.016	36.253	170	32.101	203	26.662	175	211
5	1:35.109	36.360	170	<b>32.100</b>	203	<b>26.649</b>	174	211	10		36.169	170					<b>213</b>

<b>99</b>	Zimmermann, DEU								<b>theoretical besttime: 1:34.449</b>								
1	2:08.700	57.750	133	40.461	160	30.489	167		6	1:34.896	36.198	170	32.077	203	26.621	174	209
2	2:08.640	40.980	122	35.374	180	52.286	54	200	7	2:22.289	40.395	127	41.432	138	1:00.462	31	209
3	5:10.639	4:04.784	157	37.460	178	28.395	166		8	3:09.454	2:08.033	166	34.260	199	27.161	175	
4	1:37.880	37.437	166	33.437	201	27.006	173	202	9	1:34.852	36.240	170	32.039	203	26.573	175	210
5	<b>1:34.835</b>	36.478	169	<b>31.795</b>	202	<b>26.562</b>	173	209	10	1:56.146	<b>36.092</b>	<b>169</b>	32.021		48.033	51	<b>210</b>



# ADAC TCR Germany

## Top speed list Qualifying 1 Group B



Provisional

Motorsportarena Oschersleben, Length: 3696m

Air temperature: 10.98°C

Track temperature: 13.07°C

Weather condition: Dry

**DMSB** Reg. Nr.: 121/17

Saturday, April 29, 2017 10:10:00

#	Name (NAT)	Team	Car name	Speed	Lap	Race time
36	Dino Calcum (DEU)	Lubner Motorsport (DEU)	Opel Astra TCR	217.74	11	18:11.735
17	Jasmin Preisig (CHE)	Lubner Motorsport (DEU)	Opel Astra TCR	216.43	11	18:22.848
27	Jose Rodrigues (PRT)	Target Competition AUT-POR	Honda Civic TCR	215.13	10	18:11.679
20	Niko Kankkunen (FIN)	LMS Racing (FIN)	Audi RS 3 LMS	214.71	8	18:10.080
10	Antti Buri (FIN)	LMS Racing (FIN)	Audi RS 3 LMS	214.28	10	18:16.120
82	Thomas Kramwinkel (DEU)	GermanFLAVOURS Racing	Audi RS 3 LMS	213.86	10	18:10.992
41	Steve Kirsch (DEU)	Honda Team ADAC Sachsen	Honda Civic TCR	213.43	5	10:09.636
98	Tom Lautenschlager (DEU)	Target Competition GER	Audi RS 3 LMS	213.43	10	18:14.313
13	Kai Jordan (DEU)	Racing One	VW Golf GTI TCR	212.59	11	18:03.523
3	Gosia Rdest (POL)	Target Competition SWE POL	Audi RS 3 LMS	212.59	9	18:04.824
64	Sven Markert (DEU)	GermanFLAVOURS Racing	Audi RS 3 LMS	212.59	10	18:21.574
7	Mike Halder (DEU)	Wolf-Power Racing 2	SEAT Leon TCR	211.76	4	6:46.804
1	Josh Files (GBR)	Target Competition UK-SUI (GBR)	Honda Civic TCR	211.35	9	17:48.653
9	Stefan Goede (DEU)	TEAM ENGSTLER USA	VW Golf GTI TCR	211.35	10	18:00.431
2	Alex Morgan (GBR)	Wolf-Power Racing 2	SEAT Leon TCR	210.93	4	6:02.831
39	Florian Thoma (CHE)	JUNIOR TEAM ENGSTLER (DEU)	VW Golf GTI TCR	210.93	5	7:24.047
99	Tim Zimmermann (DEU)	Target Competition GER	Audi RS 3 LMS	210.93	10	17:45.330
8	Luca Engstler (DEU)	JUNIOR TEAM ENGSTLER (DEU)	VW Golf GTI TCR	210.93	11	17:55.630
5	Kristian Poulsen (DNK)	TEAM ENGSTLER DÄNEMARK	VW Golf GTI TCR	210.93	10	17:59.504
84	Maurits Sandberg (NLD)	Racing One 2	Audi RS 3 LMS	210.52	7	13:15.033
22	Harald Proczyk (AUT)	HP Racing	SEAT Leon TCR	207.29	7	14:04.579





# ADAC TCR Germany



## Result List Race 1

Provisional

Motorsportarena Oschersleben, Length: 3696m

Air temperature: 13.62°C

Track temperature: 16.02°C

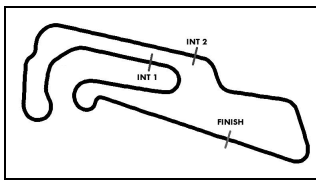
Weather condition: Dry

**DMSB** Reg. Nr.: 121/17

Saturday, April 29, 2017 14:50:00

started : 41      classified : 35      not classified : 6

Nr.	Drivers	Team	Laps	Total Time	Gap	Kph	Lap	Time	Kph
Cl.	Car	Competitor							
1	1 J.Files(GBR) Honda Civic TCR	Target Competition UK-SUI(GBR) Target srl.	17	32:12.662		116.3	4	1:34.982	140.0
2	41 S.Kirsch(DEU) Honda Civic TCR	Honda Team ADAC Sachsen ADAC Sachsen e.V.	17	32:13.412	0.750	116.3	4	1:35.052	139.9
3	18 S.van der Linde(ZAF) Audi RS 3 LMS	AC 1927 Mayen e.V. im ADAC AC 1927 Mayen e.V. im ADAC	17	32:14.531	1.869	116.3	4	1:35.370	139.5
4	94 K.Richard(CHE) Honda Civic TCR	Target Competition UK-SUI(GBR) Target srl.	17	32:14.819	2.157	116.2	4	1:35.752	138.9
5	11 J.Schmarl(AUT) Honda Civic TCR	Target Competition AUT-POR Target srl.	17	32:15.304	2.642	116.3	3	1:36.071	138.4
6	28 P.Eberle(CHE) SEAT Leon TCR	Steibel Motorsport(CZE) Pascal Eberle	17	32:15.873	3.211	116.3	2	1:36.075	138.4
7	99 T.Zimmermann(DEU) Audi RS 3 LMS	Target Competition GER Target srl.	17	32:16.276	3.614	116.3	3	1:35.757	138.9
8	19 M.Hofer(AUT) Audi RS 3 LMS	AC 1927 Mayen e.V. im ADAC AC 1927 Mayen e.V. im ADAC	17	32:16.891	4.229	116.3	4	1:35.898	138.7
9	98 T.Lautenschlager(DEU) Audi RS 3 LMS	Target Competition GER Target srl.	17	32:17.648	4.986	116.3	4	1:36.026	138.5
10	39 F.Thoma(CHE) VW Golf GTI TCR	JUNIOR TEAM ENGSTLER(DEU) LIQUI MOLY Team Engstler	17	32:18.042	5.380	116.3	4	1:36.120	138.4
11	44 S.Kaibach(DEU) Audi RS 3 LMS	Aust Motorsport(DEU) Aust Motorsport GmbH	17	32:18.676	6.014	116.1	4	1:36.144	138.3
12	14 N.Langeveld(NLD) Audi RS 3 LMS	Racing One Racing One GmbH	17	32:19.477	6.815	116.3	3	1:36.446	137.9
13	22 H.Proczyk(AUT) SEAT Leon TCR	HP Racing HP Racing	17	32:19.531	6.869	116.3	3	1:36.397	138.0
14	71 J.Pajuranta(FIN) VW Golf GTI TCR	Positione Motorsport Positione Motorsport	17	32:19.549	6.887	116.5	3	1:35.734	138.9
15	7 M.Halder(DEU) SEAT Leon TCR	Wolf-Power Racing 2 Wolf-Power Racing	17	32:20.570	7.908	116.4	3	1:35.861	138.8
16	2 A.Morgan(GBR) SEAT Leon TCR	Wolf-Power Racing 2 Wolf-Power Racing	17	32:21.044	8.382	116.4	3	1:36.414	138.0
17	8 L.Engstler(DEU) R VW Golf GTI TCR	JUNIOR TEAM ENGSTLER(DEU) LIQUI MOLY Team Engstler	17	32:21.473	8.811	116.5	3	1:36.660	137.6
18	13 K.Jordan(DEU) VW Golf GTI TCR	Racing One Racing One GmbH	17	32:22.112	9.450	116.4	3	1:36.617	137.7
19	36 D.Calcum(DEU) Opel Astra TCR	Lubner Motorsport(DEU) Lubner Motorsport	17	32:23.070	10.408	116.3	3	1:36.703	137.5
20	27 J.Rodrigues(PRT) Honda Civic TCR	Target Competition AUT-POR Target srl.	17	32:23.250	10.588	116.5	17	1:37.871	135.9
21	23 S.Steibel(DEU) VW Golf GTI TCR	Steibel Motorsport(CZE) Steibel Motorsport	17	32:25.019	12.357	116.4	12	1:37.833	136.0
22	17 J.Preisig(CHE) Opel Astra TCR	Lubner Motorsport(DEU) Lubner Motorsport	17	32:25.256	12.594	116.6	12	1:38.019	135.7
23	20 N.Kankkunen(FIN) Audi RS 3 LMS	LMS Racing(FIN) LMS Racing	17	32:25.877	13.215	116.6	12	1:38.509	135.0
24	82 T.Kramwinkel(DEU) Audi RS 3 LMS	GermanFLAVOURS Racing GermanFLAVOURS Racing	17	32:25.974	13.312	116.4	12	1:37.838	135.9
25	78 F.Danz(CHE) SEAT Leon TCR	Schlaeppli Race-Tec(CHE) Schlaeppli Race-Tec	17	32:26.347	13.685	116.5	12	1:38.343	135.2
26	9 S.Goede(DEU) VW Golf GTI TCR	TEAM ENGSTLER USA LIQUI MOLY Team Engstler	17	32:26.922	14.260	116.6	12	1:38.318	135.3



# ADAC TCR Germany



## Result List Race 1

Provisional

Motorsportarena Oschersleben, Length: 3696m

Air temperature: 13.62°C

Track temperature: 16.02°C

Weather condition: Dry

**DMSB** Reg. Nr.: 121/17

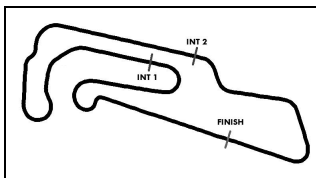
Saturday, April 29, 2017 14:50:00

started : 41      classified : 35      not classified : 6

Nr.	Drivers	Team	Laps	Total Time	Gap	Kph	Lap	Time	Kph
Cl.	Car	Competitor							
27	12 <b>S.Larsson(SWE)</b> Audi RS 3 LMS	Target Competition SWE POL Target srl.	17	32:29.442	16.780	115.9	4	1:36.920	137.2
28	84 <b>M.Sandberg(NLD)</b> Audi RS 3 LMS	Racing One 2 Racing One GmbH	17	32:30.080	17.418	116.4	12	1:38.595	134.9
29	35 <b>R.Rhyn(CHE)</b> R SEAT Leon TCR	TOPCAR Sport TOPCAR Sport	17	32:30.324	17.662	116.2	12	1:38.694	134.8
30	5 <b>K.Poulsen(DNK)</b> VW Golf GTI TCR	TEAM ENGSTLER DÄNEMARK LIQUI MOLY Team Engstler	17	32:30.502	17.840	116.0	12	1:37.927	135.8
31	3 <b>G.Rdest(POL)</b> Audi RS 3 LMS	Target Competition SWE POL Target srl.	17	32:30.884	18.222	116.2	3	1:38.248	135.4
32	40 <b>D.Koster(NLD)</b> Audi RS 3 LMS	Certainty Racing Team(NLD) Dillon Koster	17	32:31.177	18.515	116.1	3	1:38.685	134.8
33	83 <b>M.Niedertscheider(AUT)</b> SEAT Leon TCR	Niedertscheider Motorsport(AUT) Niedertscheider Motorsport	17	32:33.294	20.632	117.4	17	1:41.627	130.9
34	10 <b>A.Buri(FIN)</b> Audi RS 3 LMS	LMS Racing(FIN) LMS Racing	13	25:13.316	4 LAP	113.6	4	1:35.987	138.6
35	64 <b>S.Markert(DEU)</b> Audi RS 3 LMS	GermanFLAVOURS Racing ADAC Berlin-Brandenburg e.V.	12	23:00.900	5 LAP	115.6	3	1:36.814	137.4
<b>Not classified</b>									
88	<b>M.Oestreich(DEU)</b> Honda Civic TCR	Honda Team ADAC Sachsen ADAC Sachsen e.V.	8	15:09.887	9 LAP	116.5	3	1:36.291	138.1
24	<b>R.Brezina(DEU)</b> R Audi RS 3 LMS	Aust Motorsport(DEU) Aust Motorsport GmbH	8	15:10.493	9 LAP	116.4	3	1:36.557	137.8
4	<b>R.Poulsen(DNK)</b> VW Golf GTI TCR	TEAM ENGSTLER DÄNEMARK LIQUI MOLY Team Engstler	8	15:53.008	9 LAP	111.8	3	1:39.338	133.9
54	<b>S.Reicher(AUT)</b> R Audi RS 3 LMS	Certainty Racing Team(NLD) Certainty Racing Team	4	7:15.234	13 LAP	124.5	3	1:36.727	137.5
38	<b>J.Wolfe(USA)</b> VW Golf GTI TCR	TEAM ENGSTLER USA LIQUI MOLY Team Engstler	3	5:09.328	14 LAP	136.3	3	1:36.551	137.8
66	<b>R.Jost(CHE)</b> SEAT Leon TCR	TOPCAR Sport TOPCAR Sport	3	5:14.458	14 LAP	135.0	3	1:38.032	135.7

Fastest lap of the race. Car 1 driver Josh Files on lap 4. Time 1:34.982, average speed 140.0 km/h.

Subject to final scrutineering!		
Publication time:	Clerk of the Course: Ralph Bohnhorst	Timekeeper:



# ADAC TCR Germany

## Top speed list Race 1

Provisional



Motorsportarena Oschersleben, Length: 3696m

Air temperature: 13.62°C

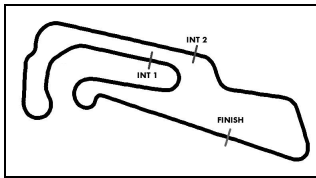
Track temperature: 16.02°C

Weather condition: Dry

**DMSB** Reg. Nr.: 121/17

Saturday, April 29, 2017 14:50:00

#	Name (NAT)	Team	Car name	Speed	Lap	Race time
36	Dino Calcum (DEU)	Lubner Motorsport (DEU)	Opel Astra TCR	218.62	17	30:49.806
17	Jasmin Preisig (CHE)	Lubner Motorsport (DEU)	Opel Astra TCR	217.74	13	23:09.776
20	Niko Kankkunen (FIN)	LMS Racing (FIN)	Audi RS 3 LMS	217.74	17	30:51.945
94	Kris Richard (CHE)	Target Competition UK-SUI (GBR)	Honda Civic TCR	217.30	12	21:21.557
82	Thomas Kramwinkel (DEU)	GermanFLAVOURS Racing	Audi RS 3 LMS	217.30	12	21:30.539
99	Tim Zimmermann (DEU)	Target Competition GER	Audi RS 3 LMS	217.30	13	22:59.251
64	Sven Markert (DEU)	GermanFLAVOURS Racing	Audi RS 3 LMS	216.86	2	2:01.125
12	Simon Larsson (SWE)	Target Competition SWE POL	Audi RS 3 LMS	216.86	13	23:07.287
98	Tom Lautenschlager (DEU)	Target Competition GER	Audi RS 3 LMS	216.86	17	30:45.786
19	Max Hofer (AUT)	AC 1927 Mayen e.V. im ADAC	Audi RS 3 LMS	216.43	13	22:59.880
3	Gosia Rdest (POL)	Target Competition SWE POL	Audi RS 3 LMS	216.43	17	30:52.785
27	Jose Rodrigues (PRT)	Target Competition AUT-POR	Honda Civic TCR	216.00	2	2:02.384
11	Niels Langeveld (NLD)	Racing One	Audi RS 3 LMS	216.00	12	21:24.596
14	Jürgen Schmarl (AUT)	Target Competition AUT-POR	Honda Civic TCR	215.56	9	15:11.633
88	Moritz Oestreich (DEU)	Honda Team ADAC Sachsen	Honda Civic TCR	215.56	9	15:15.356
41	Steve Kirsch (DEU)	Honda Team ADAC Sachsen	Honda Civic TCR	215.56	13	22:55.934
5	Kristian Poulsen (DNK)	TEAM ENGSTLER DÄNEMARK	VW Golf GTI TCR	215.56	13	23:07.654
84	Maurits Sandberg (NLD)	Racing One 2	Audi RS 3 LMS	215.56	13	23:14.393
10	Antti Buri (FIN)	LMS Racing (FIN)	Audi RS 3 LMS	215.13	12	21:23.689
71	Juuso-Matti Pajuranta (FIN)	Positione Motorsport	VW Golf GTI TCR	215.13	14	24:41.439
54	Simon Reicher (AUT)	Certainty Racing Team (NLD)	Audi RS 3 LMS	214.71	2	2:00.398
8	Luca Engstler (DEU)	JUNIOR TEAM ENGSTLER (DEU)	VW Golf GTI TCR	214.71	2	2:00.595
24	Robin Brezina (DEU)	Aust Motorsport (DEU)	Audi RS 3 LMS	214.71	4	5:09.596
7	Mike Halder (DEU)	Wolf-Power Racing 2	SEAT Leon TCR	214.71	12	21:25.727
28	Pascal Eberle (CHE)	Steibel Motorsport (CZE)	SEAT Leon TCR	214.71	13	22:58.893
2	Alex Morgan (GBR)	Wolf-Power Racing 2	SEAT Leon TCR	214.71	13	23:04.779
9	Stefan Goede (DEU)	TEAM ENGSTLER USA	VW Golf GTI TCR	214.71	13	23:11.906
38	Jason Wolfe (USA)	TEAM ENGSTLER USA	VW Golf GTI TCR	214.28	4	5:14.901
18	Sheldon van der Linde (ZAF)	AC 1927 Mayen e.V. im ADAC	Audi RS 3 LMS	214.28	13	22:57.023
23	Sebastian Steibel (DEU)	Steibel Motorsport (CZE)	VW Golf GTI TCR	214.28	13	23:07.990
40	Dillon Koster (NLD)	Certainty Racing Team (NLD)	Audi RS 3 LMS	213.86	2	2:03.776
44	Sandro Kaibach (DEU)	Aust Motorsport (DEU)	Audi RS 3 LMS	213.86	12	21:23.300
66	Ronny Jost (CHE)	TOPCAR Sport	SEAT Leon TCR	213.43	2	2:02.879
13	Kai Jordan (DEU)	Racing One	VW Golf GTI TCR	213.43	13	23:06.583
1	Josh Files (GBR)	Target Competition UK-SUI (GBR)	Honda Civic TCR	213.01	17	30:42.402
78	Fabian Danz (CHE)	Schlaeppli Race-Tec (CHE)	SEAT Leon TCR	212.59	5	7:05.855
4	Roland Poulsen (DNK)	TEAM ENGSTLER DÄNEMARK	VW Golf GTI TCR	211.76	2	2:05.584
22	Harald Proczyk (AUT)	HP Racing	SEAT Leon TCR	211.76	14	24:41.304
39	Florian Thoma (CHE)	JUNIOR TEAM ENGSTLER (DEU)	VW Golf GTI TCR	211.35	3	3:31.049
35	Rudolf Rhyn (CHE)	TOPCAR Sport	SEAT Leon TCR	210.93	12	21:36.283
83	Martin Niedertscheider (AUT)	Niedertscheider Motorsport (AUT)	SEAT Leon TCR	208.89	4	5:50.803



# ADAC TCR Germany



## Result List Race 2

Provisional

Amended  
30.4.2017 - 17:05

Motorsportarena Oschersleben, Length: 3696m

Air temperature: 14.59°C

Track temperature: 15.11°C

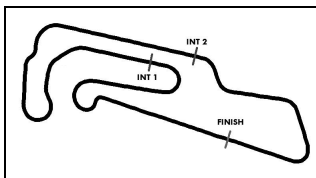
Weather condition: Dry

**DMSB** Reg. Nr.: 121/17

Sunday, April 30, 2017 14:50:00

started : 41      classified : 37      not classified : 4

Nr.	Drivers	Team	Laps	Total Time	Gap	Kph	Lap	Time	Kph
Cl.	Car	Competitor							
1	39 F.Thoma(CHE) VW Golf GTI TCR	JUNIOR TEAM ENGSTLER(DEU) LIQUI MOLY Team Engstler	18	31:52.932		124.9	4	1:35.415	139.4
2	99 T.Zimmermann(DEU) Audi RS 3 LMS	Target Competition GER Target srl.	18	31:53.852	0.920	125.0	3	1:35.515	139.3
3	1 J.Files(GBR) Honda Civic TCR	Target Competition UK-SUI(GBR) Target srl.	18	31:54.357	1.425	125.0	4	1:35.537	139.2
4	27 J.Rodrigues(PRT) Honda Civic TCR	Target Competition AUT-POR Target srl.	18	31:55.415	2.483	124.9	3	1:35.849	138.8
5	18 S.van der Linde(ZAF) Audi RS 3 LMS	AC 1927 Mayen e.V. im ADAC AC 1927 Mayen e.V. im ADAC	18	31:55.448	2.516	124.9	4	1:35.873	138.7
6	28 P.Eberle(CHE) SEAT Leon TCR	Steibel Motorsport(CZE) Pascal Eberle	18	31:55.770	2.838	124.9	3	1:35.948	138.6
7	94 K.Richard(CHE) Honda Civic TCR	Target Competition UK-SUI(GBR) Target srl.	18	31:56.538	3.606	124.9	3	1:36.029	138.5
8	10 A.Buri(FIN) Audi RS 3 LMS	LMS Racing(FIN) LMS Racing	18	31:57.562	4.630	125.1	3	1:36.112	138.4
9	44 S.Kaibach(DEU) Audi RS 3 LMS	Aust Motorsport(DEU) Aust Motorsport GmbH	18	31:57.979	5.047	124.8	3	1:36.234	138.2
10	22 H.Proczyk(AUT) SEAT Leon TCR	HP Racing HP Racing	18	31:58.358	5.426	125.0	3	1:35.973	138.6
11	98 T.Lautenschlager(DEU) Audi RS 3 LMS	Target Competition GER Target srl.	18	31:58.760	5.828	125.0	3	1:35.898	138.7
12	41 S.Kirsch(DEU) Honda Civic TCR	Honda Team ADAC Sachsen ADAC Sachsen e.V.	18	32:00.553	7.621	124.7	3	1:36.207	138.3
13	36 D.Calum(DEU) Opel Astra TCR	Lubner Motorsport(DEU) Lubner Motorsport	18	32:00.892	7.960	124.9	3	1:36.499	137.8
14	2 A.Morgan(GBR) SEAT Leon TCR	Wolf-Power Racing 2 Wolf-Power Racing	18	32:01.272	8.340	124.9	4	1:36.588	137.7
15	13 K.Jordan(DEU) VW Golf GTI TCR	Racing One Racing One GmbH	18	32:03.287	10.355	124.8	4	1:36.372	138.0
16	8 L.Engstler(DEU) R VW Golf GTI TCR	JUNIOR TEAM ENGSTLER(DEU) LIQUI MOLY Team Engstler	18	32:04.352	11.420	124.8	4	1:36.895	137.3
17	71 J.Pajuranta(FIN) VW Golf GTI TCR	Positione Motorsport Positione Motorsport	18	32:04.518	11.586	124.6	4	1:36.243	138.2
18	11 J.Schmarl(AUT) Honda Civic TCR	Target Competition AUT-POR Target srl.	18	32:04.770	11.838	124.6	11	1:37.244	136.8
19	54 S.Reicher(AUT) R Audi RS 3 LMS	Certainty Racing Team(NLD) Certainty Racing Team	18	32:05.216	12.284	124.8	4	1:36.984	137.1
20	38 J.Wolfe(USA) VW Golf GTI TCR	TEAM ENGSTLER USA LIQUI MOLY Team Engstler	18	32:05.734	12.802	124.6	4	1:37.391	136.6
21	82 T.Kramwinkel(DEU) Audi RS 3 LMS	GermanFLAVOURS Racing GermanFLAVOURS Racing	18	32:06.286	13.354	124.6	3	1:37.165	136.9
22	19 M.Hofer(AUT) Audi RS 3 LMS	AC 1927 Mayen e.V. im ADAC AC 1927 Mayen e.V. im ADAC	18	32:06.478	13.546	124.3	3	1:35.836	138.8
23	66 R.Jost(CHE) SEAT Leon TCR	TOPCAR Sport TOPCAR Sport	18	32:06.950	14.018	124.7	12	1:37.465	136.5
24	23 S.Steibel(DEU) VW Golf GTI TCR	Steibel Motorsport(CZE) Steibel Motorsport	18	32:07.646	14.714	124.7	12	1:37.503	136.4
25	12 S.Larsson(SWE) Audi RS 3 LMS	Target Competition SWE POL Target srl.	18	32:08.213	15.281	124.5	12	1:37.686	136.2
26	20 N.Kankkunen(FIN) Audi RS 3 LMS	LMS Racing(FIN) LMS Racing	18	32:08.400	15.468	125.0	12	1:37.530	136.4



# ADAC TCR Germany

## Result List Race 2



Provisional

Motorsportarena Oschersleben, Length: 3696m

Air temperature: 14.59°C

Track temperature: 15.11°C

Weather condition: Dry

**DMSB** Reg. Nr.: 121/17

Amended  
30.4.2017 - 17:05

Sunday, April 30, 2017 14:50:00

started : 41      classified : 37      not classified : 4

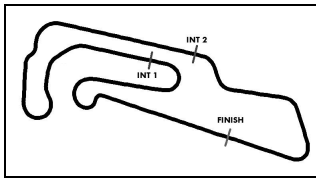
Nr.	Drivers	Team	Laps	Total Time	Gap	Kph	Lap	Time	Kph
Cl.	Car	Competitor							
27	3 G.Rdest(POL) Audi RS 3 LMS	Target Competition SWE POL Target srl.	18	32:09.215	16.283	124.7	3	1:38.112	135.6
28	5 K.Poulsen(DNK) VW Golf GTI TCR	TEAM ENGSTLER DÄNEMARK LIQUI MOLY Team Engstler	18	32:10.062	17.130	124.5	18	1:37.818	136.0
29	64 S.Markert(DEU) Audi RS 3 LMS	GermanFLAVOURS Racing ADAC Berlin-Brandenburg e.V.	18	32:11.454	18.522	124.3	4	1:36.917	137.2
30	17 J.Preisig(CHE) Opel Astra TCR	Lubner Motorsport(DEU) Lubner Motorsport	18	32:16.849	23.917	124.2	9	1:37.510	136.4
31	83 M.Niedertscheider(AUT) SEAT Leon TCR	Niedertscheider Motorsport(AUT) Niedertscheider Motorsport	18	32:19.053	26.121	124.3	10	1:39.150	134.1
32	78 F.Danz(CHE) SEAT Leon TCR	Schlaeppli Race-Tec(CHE) Schlaeppli Race-Tec	18	32:26.793	33.861	123.6	9	1:38.248	135.4
33	24 R.Brezina(DEU) R Audi RS 3 LMS	Aust Motorsport(DEU) Aust Motorsport GmbH	18	32:39.868	46.936	124.6	4	1:37.250	136.8
34	9 S.Goede(DEU) VW Golf GTI TCR	TEAM ENGSTLER USA LIQUI MOLY Team Engstler	17	30:35.836	1LAPS	123.8	11	1:38.061	135.6
35	84 M.Sandberg(NLD) Audi RS 3 LMS	Racing One 2 Racing One GmbH	17	31:07.195	1LAPS	123.9	12	1:38.076	135.6
36	4 R.Poulsen(DNK) VW Golf GTI TCR	TEAM ENGSTLER DÄNEMARK LIQUI MOLY Team Engstler	15	29:53.673	3 LAP	121.1	9	1:39.175	134.1
37	88 M.Oestreich(DEU) Honda Civic TCR	Honda Team ADAC Sachsen ADAC Sachsen e.V.	13	22:34.583	5 LAP	128.1	3	1:36.644	137.6
<b>Not classified</b>									
40	D.Koster(NLD) Audi RS 3 LMS	Certainty Racing Team(NLD) Dillon Koster	8	15:16.398	10 LAP	116.4	3	1:38.311	135.3
14	N.Langeveld(NLD) Audi RS 3 LMS	Racing One Racing One GmbH	4	6:37.251	14 LAP	137.7	3	1:36.303	138.1
35	R.Rhyn(CHE) R SEAT Leon TCR	TOPCAR Sport TOPCAR Sport	3	5:13.203	15 LAP	134.3	3	1:38.358	135.2
7	M.Halder(DEU) SEAT Leon TCR	Wolf-Power Racing 2 Wolf-Power Racing	1	3:16.859	17 LAP				

Fastest lap of the race. Car 39 driver Florian Thoma on lap 4. Time 1:35.415, average speed 139.4 km/h.

Following race director decision drive trough penalty in exchange a time penalty of 30 seconds for car no. 24

Following stewards decision no. 94 drive trough penalty in exchange a time penalty of 30 seconds for car no. 84

Subject to final scrutineering!		
Publication time:	Clerk of the Course: Ralph Bohnhorst	Timekeeper:



# ADAC TCR Germany

## Top speed list Race 2

Provisional



Motorsportarena Oschersleben, Length: 3696m

Air temperature: 14.59°C

Track temperature: 15.11°C

Weather condition: Dry

**DMSB** Reg. Nr.: 121/17

Sunday, April 30, 2017 14:50:00

#	Name (NAT)	Team	Car name	Speed	Lap	Race time
94	Kris Richard (CHE)	Target Competition UK-SUI (GBR)	Honda Civic TCR	224.53	14	22:31.283
36	Dino Calcum (DEU)	Lubner Motorsport (DEU)	Opel Astra TCR	222.68	9	14:31.483
11	Jürgen Schmarl (AUT)	Target Competition AUT-POR	Honda Civic TCR	221.76	3	3:35.885
1	Josh Files (GBR)	Target Competition UK-SUI (GBR)	Honda Civic TCR	220.40	9	14:26.178
98	Tom Lautenschlager (DEU)	Target Competition GER	Audi RS 3 LMS	219.95	8	12:53.156
24	Robin Brezina (DEU)	Aust Motorsport (DEU)	Audi RS 3 LMS	219.95	9	14:39.757
20	Niko Kankkunen (FIN)	LMS Racing (FIN)	Audi RS 3 LMS	219.95	9	14:41.514
17	Jasmin Preisig (CHE)	Lubner Motorsport (DEU)	Opel Astra TCR	219.95	9	14:43.330
27	Jose Rodrigues (PRT)	Target Competition AUT-POR	Honda Civic TCR	219.95	17	28:45.789
10	Antti Buri (FIN)	LMS Racing (FIN)	Audi RS 3 LMS	219.51	3	3:33.083
38	Jason Wolfe (USA)	TEAM ENGSTLER USA	VW Golf GTI TCR	219.51	10	16:12.670
64	Sven Markert (DEU)	GermanFLAVOURS Racing	Audi RS 3 LMS	219.51	11	17:58.936
3	Gosia Rdest (POL)	Target Competition SWE POL	Audi RS 3 LMS	219.06	4	5:18.936
88	Moritz Oestreich (DEU)	Honda Team ADAC Sachsen	Honda Civic TCR	219.06	5	6:45.873
82	Thomas Kramwinkel (DEU)	GermanFLAVOURS Racing	Audi RS 3 LMS	219.06	5	6:50.979
99	Tim Zimmermann (DEU)	Target Competition GER	Audi RS 3 LMS	219.06	9	14:25.762
19	Max Hofer (AUT)	AC 1927 Mayen e.V. im ADAC	Audi RS 3 LMS	219.06	9	14:28.861
12	Simon Larsson (SWE)	Target Competition SWE POL	Audi RS 3 LMS	218.62	2	1:57.265
84	Maurits Sandberg (NLD)	Racing One 2	Audi RS 3 LMS	218.62	3	3:44.296
8	Luca Engstler (DEU)	JUNIOR TEAM ENGSTLER (DEU)	VW Golf GTI TCR	218.62	8	12:55.435
44	Sandro Kaibach (DEU)	Aust Motorsport (DEU)	Audi RS 3 LMS	218.62	9	14:28.593
41	Steve Kirsch (DEU)	Honda Team ADAC Sachsen	Honda Civic TCR	218.62	9	14:29.347
18	Sheldon van der Linde (ZAF)	AC 1927 Mayen e.V. im ADAC	Audi RS 3 LMS	218.18	2	1:51.082
71	Juuso-Matti Pajuranta (FIN)	Positione Motorsport	VW Golf GTI TCR	218.18	3	3:34.732
40	Dillon Koster (NLD)	Certainty Racing Team (NLD)	Audi RS 3 LMS	218.18	3	3:41.123
2	Alex Morgan (GBR)	Wolf-Power Racing 2	SEAT Leon TCR	218.18	5	6:47.255
9	Stefan Goede (DEU)	TEAM ENGSTLER USA	VW Golf GTI TCR	218.18	8	13:05.244
66	Ronny Jost (CHE)	TOPCAR Sport	SEAT Leon TCR	218.18	9	14:38.892
5	Kristian Poulsen (DNK)	TEAM ENGSTLER DÄNEMARK	VW Golf GTI TCR	217.74	3	3:39.321
28	Pascal Eberle (CHE)	Steibel Motorsport (CZE)	SEAT Leon TCR	217.30	4	5:04.404
14	Niels Langeveld (NLD)	Racing One	Audi RS 3 LMS	217.30	4	5:06.134
13	Kai Jordan (DEU)	Racing One	VW Golf GTI TCR	217.30	5	6:48.225
78	Fabian Danz (CHE)	Schlaeppli Race-Tec (CHE)	SEAT Leon TCR	216.86	4	5:22.222
83	Martin Niedertscheider (AUT)	Niedertscheider Motorsport (AUT)	SEAT Leon TCR	216.00	10	16:28.762
54	Simon Reicher (AUT)	Certainty Racing Team (NLD)	Audi RS 3 LMS	215.56	2	1:59.178
35	Rudolf Rhyn (CHE)	TOPCAR Sport	SEAT Leon TCR	215.13	3	3:40.379
4	Roland Poulsen (DNK)	TEAM ENGSTLER DÄNEMARK	VW Golf GTI TCR	215.13	8	14:49.470
23	Sebastian Steibel (DEU)	Steibel Motorsport (CZE)	VW Golf GTI TCR	214.71	17	28:55.048
22	Harald Proczyk (AUT)	HP Racing	SEAT Leon TCR	213.86	12	19:19.676
39	Florian Thoma (CHE)	JUNIOR TEAM ENGSTLER (DEU)	VW Golf GTI TCR	213.43	3	3:25.088
7	Mike Halder (DEU)	Wolf-Power Racing 2	SEAT Leon TCR	201.11	1	15.152